

2017 NATIONAL SCHOOL CHAPLAINCY SNAPSHOT

QUICK FACTS

1,562 CHAPLAINS

working in

1929
schools

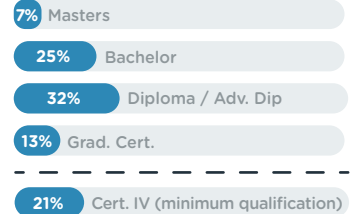


The average number of work days is 3

Average age **45 years**



QUALIFICATIONS



Gender



77% of chaplains exceed the minimum qualification level of Cert. IV across Youth Work, Social Science, Education, Ministry/ Theology and other disciplines.

WHAT DO CHAPLAINS DO?



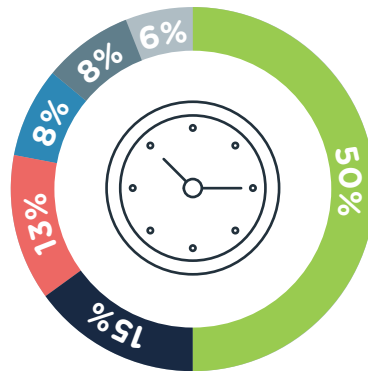
Social, emotional & spiritual support



Wellbeing outcomes



Educational outcomes



How chaplains spend their time:

- Social, emotional and spiritual support
- Role modelling and mentoring
- Educational support
- Extra-curricular activities
- Team contributions
- Community Development

School chaplains promote social, emotional and spiritual wellbeing through role modelling, mentoring, pastoral care, structured activities and programs.

A CARING PRESENCE

Every week chaplains have
28,264
informal conversations with students

Every week chaplains have an additional
17,867
informal conversations with parents/carers & school staff



Chaplains are uniquely placed to connect with students through quality time and significant conversations about everyday life.




As adult role models & mentors who built into the school system, chaplains become protective factors for the wellbeing of students.



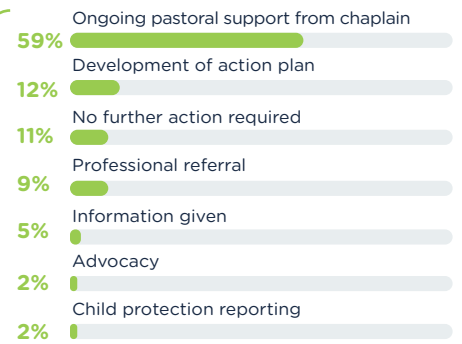
Chaplains also provide a caring & supportive environment for both parents/carers and staff through personal conversations.

PASTORAL CONVERSATIONS

Sources of referral

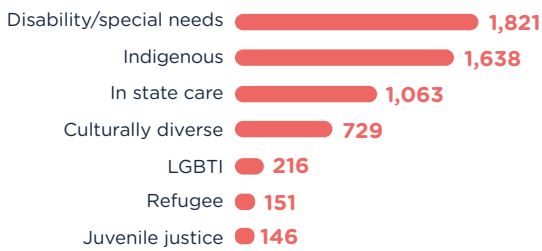


Outcomes

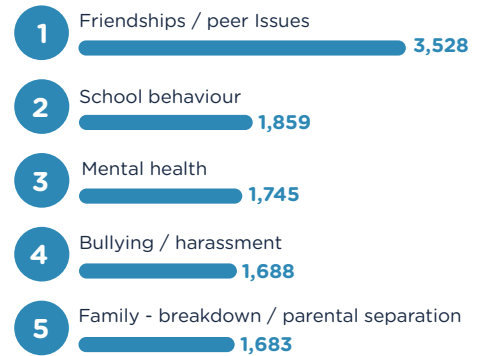


EVERY WEEK
chaplains have
13,461
formal conversations
WITH STUDENTS

Formal pastoral conversations with particular student groups per week



Top 5 pastoral issues



5,582

meetings with school based support professionals including guidance officers, counsellors, special needs coordinators and many others.

PROGRAMS AND ACTIVITIES



Chaplains make a **significant contribution** to the wellbeing of school communities through the facilitation of social, emotional and spiritual wellbeing programs and participation in extra-curricular activities.



+



+



Each term chaplains run

43,262 SESSIONS

supporting

314,353 STUDENTS

Extra-curricular school activities

Chaplains are involved with **3,626** extra-curricular school activities each week...



1236

Fun/recreational activities



849

Sports



406

Excursions



341

Student leadership



292

Music



502

Other

Program breakdown

Social, emotional and spiritual support programs

140,612 participants

20,564 sessions

Including 58 funeral/memorial services

Educational support programs

119,510 participants

12,167 sessions

Including 7,945 breakfast programs

Role modelling and mentoring programs

20,570 participants

8,795 sessions

Community development programs

33,661 participants

1,736 sessions

Methodology

The 2017 National Chaplain Census took place during term 3, 2017 when 1184 chaplains took the survey with 940 completes. The data presented in this infographic has been extrapolated from the survey data to match the total number of chaplains (1562) in Australia working for organisations that are part of the National Schools Chaplaincy Association (NSCA) at the end of term 3.

Background information

The National School Chaplaincy Association (NSCA) is a network of Christian Chaplaincy organisations in Australia. It is represented by Access Ministries (VIC), Generate Ministries (NSW), Schools Ministry Group (SA), YouthCARE (WA) and Scripture Union (ACT, QLD and TAS).

Research and infographic by:

mccrindle

mccrindle.com.au