

# 2018 NATIONAL SCHOOL CHAPLAINCY SNAPSHOT

## QUICK FACTS

### 1,710 CHAPLAINS



working in  
**2,367**  
schools



On average Chaplains  
work 3 days a week



### QUALIFICATIONS



5% Masters

14% Grad. Cert./Grad. Dip.

27% Bachelor

32% Diploma/Adv. Dip

22% Cert. IV/Other

78%



of chaplains exceed the minimum qualification level of Cert. IV across Youth Work, Social Science, Education, Ministry/Theology and other disciplines.

### WHAT DO CHAPLAINS DO?

School chaplains provide social, emotional and spiritual support for school communities. They contribute to the overall wellbeing strategies and help achieve the educational goals of our schools.

## A CARING PRESENCE



Chaplains are **uniquely placed** in schools to connect with students and become adult role models and mentors to them.



Chaplains are a **protective factor** for students, connecting with them through quality time and significant conversations about everyday life.



Chaplains also provide a caring and **supportive environment** for both parents/carers and staff through personal conversations.



Every week chaplains have

**30,754**

informal conversations with **students**



Every week chaplains have

**19,781**

informal conversations with **parents/carers and school staff**

A formal conversation requires a pastoral resolution, referral or follow-up. An informal conversation, though significant, requires no further pastoral action.

## CHAPLAINS RESPOND TO BULLYING IN SCHOOLS

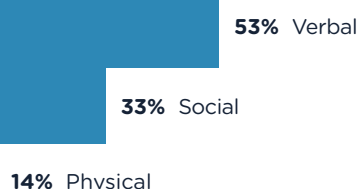
Chaplains have **1,702** formal pastoral conversations in relation to bullying each week.



Cyber bullying  
21%



Face-to-face bullying  
79%



**4,292**

students participate in

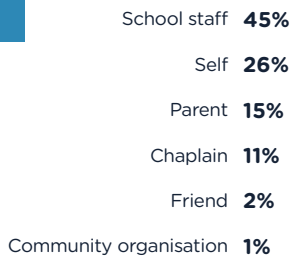
**1,152**

anti-bullying program sessions in a school term.

# FORMAL PASTORAL CONVERSATIONS

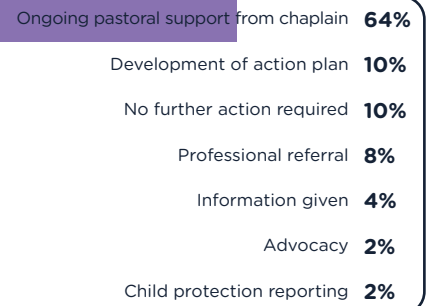
A formal conversation requires a pastoral resolution, referral or follow-up

## Sources of referral to chaplain

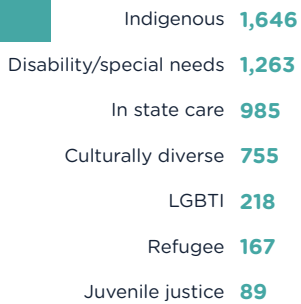


Chaplains have  
**14,250**  
formal pastoral  
conversations with  
students per week

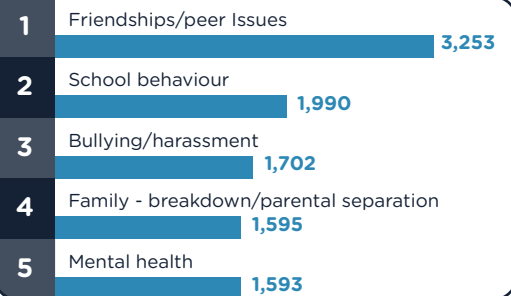
## Outcomes of conversations



## Formal pastoral conversations with particular student groups per week



## Top 5 pastoral issues



**5,295**

meetings per week between chaplains and other school-based professionals including: guidance offers, counsellors, special needs coordinators and many others.

# PROGRAMS AND ACTIVITIES



Chaplains make a **significant contribution** to the wellbeing of school communities through the facilitation of social, emotional and spiritual support programs and participation in extra-curricular activities.



+



+



Each term chaplains run

**39,023 SESSIONS**

Supporting

**354,464 STUDENTS**

## Program breakdown

**Social, emotional and spiritual support programs**

**154,839 students**

**16,848 sessions**

*Including 34 funeral/memorial services*

**Educational support programs**

**148,516 students**

**12,707 sessions**

*Including 9,634 breakfast programs*

**Role modelling and mentoring programs**

**16,375 students**

**7,442 sessions**

**Community development programs**

**34,734 students**

**2,026 sessions**

## Extra-curricular school activities

Chaplains are involved with

**4,228** extra-curricular school activities each week including:



**1,657**

Fun/recreational activities



**707**

Sports



**395**

Music



**377**

Excursions



**248**

Student leadership



**115**

Camping



**729**

Other

## Methodology

The 2018 National Chaplain Census took place during term 3, 2018 when 1,097 chaplains took the survey with 861 completes. The data presented in this infographic has been extrapolated from the survey data to match the total number of chaplains (1,710) in Australia working for organisations that are part of the National Schools Chaplaincy Association (NSCA).

## Background information

The National School Chaplaincy Association (NSCA) is a network of Christian Chaplaincy organisations in Australia. It is represented by Korus Connect (VIC), Generate Ministries (NSW), Schools Ministry Group (SA), YouthCARE (WA) and Scripture Union (ACT, QLD and TAS).

Research and infographic by:

**mccrindle**

mccrindle.com.au