

# National School Chaplaincy

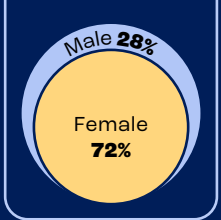
## Snapshot

### Quick Facts

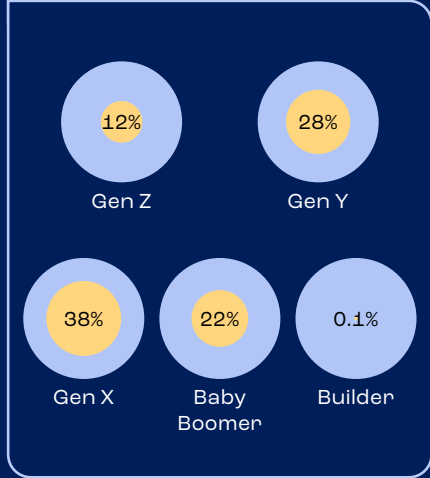


working on average 3 days a week

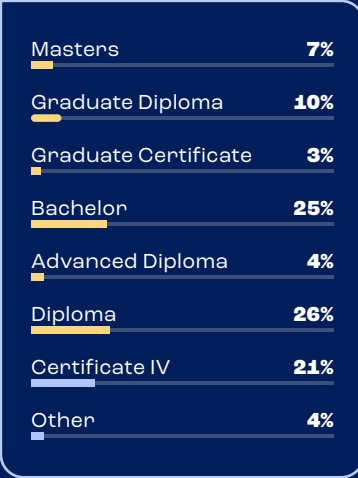
#### Gender



#### Age



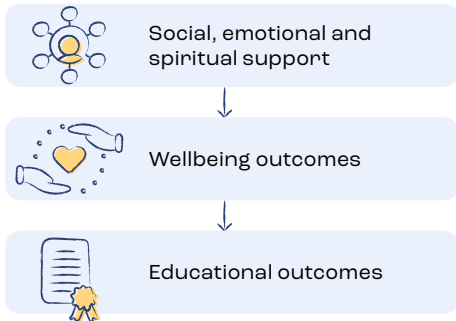
#### Qualifications



Three in four (75%) chaplains exceed the minimum qualification level of Cert. IV across Youth Work, Social Work, Psychology, Counselling, Education, Ministry/Theology and other disciplines.

### What Chaplains Do

School chaplains promote social, emotional and spiritual wellbeing through role modelling, mentoring, pastoral care, structured activities and programs.



### A Caring Presence

Chaplains provide a caring environment for students, staff and parents/carers through taking the time to listen.



### Pastoral Conversations




Chaplains have **12,991 formal pastoral conversations** with students per week.

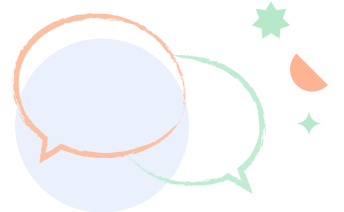
### Student Support Snapshot

#### Formal pastoral conversations reveals top pastoral issues

Based on number of pastoral conversations per week



#### Formal pastoral conversations with particular student groups



A **formal conversation** requires a pastoral resolution, referral or follow-up. An **informal conversation**, though significant, requires no further pastoral action.

### Source of referral

School staff	49%
Self	23%
Parent	15%
Chaplain	10%
Friend	1%
Community organisation	0.2%
Other	2%

### Outcomes

Ongoing pastoral support from chaplain	66%
Development of action plan	8%
No further action required	7%
Advocacy	6%
Internal referral	5%
Information given	4%
External professional referral	2%
Child protection reporting	1%
Other	1%

As an average, since the beginning of COVID-19, **one in ten pastoral conversations with students (10%) have been related to COVID-19.**

Chaplains participate in **7,138 meetings each week** with school-based support professionals including guidance officers, counsellors, special needs coordinators and many others.

### Bullying



Chaplains have 1,629 conversations in relation to bullying per week.



21% Cyber bullying



79% Face-to-face bullying



Verbal	42%
Social	42%
Physical	16%



1,699 students participated in 50 chaplaincy-led anti-bullying programs on average per school term.

### Programs and Activities

#### Program breakdown

Per term

Participants Programs

Social and emotional support	33,429	2,441
Spiritual support	5,100	324
Role modelling and mentoring	4,343	413
Educational support programs	75,453	1,612
Community development programs	131,331	918

Each term chaplains run 5,708 programs supporting 249,656 students.

#### Chaplains have undertaken activities outside of their normal duties as a result of COVID-19:

Encouragement/morale boosting for school community	46%
Providing care packages/ food parcels	42%

Due to the ongoing effects of COVID-19, the following percentages of chaplains noted significant/somewhat more:

Interaction online	56%
Interaction via phone	51%
Mental health issue	68%
Family conflict issue	57%
School behaviour issue	57%
Friendship/peer issue	42%
Bullying/harassment issue	30%

#### Background information:

The National School Chaplaincy Association (NSCA) is a network of Christian chaplaincy organisations in Australia. It is represented by Konus Connect (Vic), Generate Ministries (NSW), Schools Ministry Group (SA), YouthCARE (WA), SU Australia (Qld and Tas), and School Chaplaincy (ACT).

#### Methodology

The 2022 National Chaplain Census took place during Term 3, 2022 when 1,066 chaplains completed the survey. The data presented in this infographic has been extrapolated from the survey data to match the total number of chaplains (1,527) in Australia working for organisations that are part of the National School Chaplaincy Association (NSCA). Data labels in this infographic have been rounded and may, therefore, sum to 99% or 101%. Any calculations where two data points have been added are based on raw data (not the rounded data labels on the graph) which have then been rounded once combined.

Research and infographic by

